






















































































Fecha	Hora	País	Evento	Periodo	Consenso Mercado	Actual	Anterior	Revisado
Febrero 01 Miércoles	9:00		MBA Mortgage Applications	27-ene	--	--	-5,00%	--
	10:00		NAPM-Milwaukee	JAN	57,5	--	57,8	--
	10:15		ADP Employment Change	JAN	182K	--	325K	--
	12:00		Construction Spending MoM	DEC	0,50%	--	1,20%	--
	12:00		ISM Manufacturing	JAN	54,5	--	53,9	53,1
	12:00		ISM Prices Paid	JAN	50	--	47,5	--
	19:00		Domestic Vehicle Sales	JAN	10.50M	--	10.45M	--
	19:00		Total Vehicle Sales	JAN	13.50M	--	13.52M	13.48M
Febrero 02 Jueves	09:30		Challenger Job Cuts YoY	JAN	--	--	30,60%	--
	10:00		RBC Consumer Outlook Index	FEB	--	--	45,8	--
	10:30		Nonfarm Productivity	4Q P	0,80%	--	2,30%	--
	10:30		Unit Labor Costs	4Q P	0,80%	--	-2,50%	--
	10:30		Initial Jobless Claims	28-ene	371K	--	377K	--
	10:30		Continuing Claims	21-ene	3535K	--	3554K	--
	11:45		ISM New York	JAN	--	--	51,1	--
	11:45		Bloomberg Consumer Comfort	29-ene	-45	--	-46,4	--
			ICSC Chain Store Sales YoY	JAN	--	--	3,50%	--
Febrero 03 Viernes	10:30		Revisions: Establishment Employment Survey Annual Revisions					
	10:30		Change in Nonfarm Payrolls	JAN	140K	--	200K	--
	10:30		Change in Private Payrolls	JAN	160K	--	212K	--
	10:30		Change in Manufact. Payrolls	JAN	13K	--	23K	--
	10:30		Unemployment Rate	JAN	8,50%	--	8,50%	--
	10:30		Avg Hourly Earning MOM All Emp	JAN	0,20%	--	0,20%	--
	10:30		Avg Hourly Earning YOY All Emp	JAN	1,90%	--	2,10%	--
	10:30		Avg Weekly Hours All Employees	JAN	34,4	--	34,4	--
	10:30		Chg in Household Survey Empl	JAN	--	--	176	--
	10:30		Underemployment Rate (U6)	JAN	--	--	15,20%	--
	12:00		ISM Non-Manf. Composite	JAN	53,2	--	52,6	53

	12:00		Factory Orders	DEC	1,50%	--	1,80%	--
Febrero 07 Martes	12:00		IBD/TIPP Economic Optimism	FEB	48,6	49,4	47,5	--
	12:00		JOLTs Job Openings	DEC	3250	3376	3161	3118
	17:00		Consumer Credit	DEC	\$7.000B	\$19.308B	\$20.374B	\$20.375B
Febrero 08 Miércoles	9:00		IBD/TIPP Economic Optimism	FEB	48,6	49,4	47,5	--
Febrero 09 Jueves	10:30		JOLTs Job Openings	DEC	3250	3376	3161	3118
	10:30		Consumer Credit	DEC	\$7.000B	\$19.308B	\$20.374B	\$20.375B
	11:45		IBD/TIPP Economic Optimism	FEB	48,6	49,4	47,5	--
	12:00		JOLTs Job Openings	DEC	3250	3376	3161	3118
Febrero 10 Viernes	10:30		Trade Balance	DEC	-\$48.5B	--	-\$47.8B	--
	11:45		U. of Michigan Confidence	FEB P	74,8	--	75	--
	16:00		Monthly Budget Statement	JAN	-\$34.0B	--	-\$49.8B	--
Febrero 14 Martes	9:30		NFIB Small Business Optimism	Jan	95	93,9	93,8	--
	10:30		Import Price Index (MoM)	Jan	0,30%	0,30%	-0,10%	--
	10:30		Import Price Index (YoY)	Jan	7,20%	7,10%	8,50%	--
	10:30		Advance Retail Sales	Jan	0,80%	0,40%	0,10%	0,00%
	10:30		Retail Sales Less Autos	Jan	0,50%	0,70%	-0,20%	-0,50%
	10:30		Retail Sales Ex Auto & Gas	Jan	0,50%	0,60%	0,00%	-0,20%
	11:45		Retail Sales "Control Group"	Jan	0,40%	0,70%	--	-0,40%
	12:00		Business Inventories	Dec	0,50%	0,40%	0,30%	--
	12:00		Revisions: Producer Price Index					
Febrero 15 Miércoles	9:00		MBA Mortgage Applications	10-feb	--	-1,00%	7,50%	--
	10:30		Empire Manufacturing	FEB	15	--	13,48	--
	10:30		Revisions: Consumer Price Index					
	11:00		Total Net TIC Flows	DEC	--	--	\$48.6B	--
	11:00		Net Long-term TIC Flows	DEC	\$45.0B	--	\$59.8B	--
	11:15		Industrial Production	JAN	0,70%	--	0,40%	--
	11:15		Capacity Utilization	JAN	78,60%	--	78,10%	--
	12:00		NAHB Housing Market Index	FEB	26	--	25	--
	16:00		Minutes of FOMC Meeting					
Febrero 16 Jueves	10:30		Producer Price Index (MoM)	JAN	0,40%	--	-0,10%	--
	10:30		PPI Ex Food & Energy (MoM)	JAN	0,20%	--	0,30%	--

	10:30		Producer Price Index (YoY)	JAN	4,10%	--	4,80%	--
	10:30		PPI Ex Food & Energy (YoY)	JAN	2,70%	--	3,00%	--
	10:30		Initial Jobless Claims	11-feb	365K	--	358K	--
	10:30		Continuing Claims	04-feb	3495K	--	3515K	--
	10:30		Housing Starts	JAN	675K	--	657K	--
	10:30		Housing Starts MOM%	JAN	2,70%	--	-4,10%	--
	10:30		Building Permits	JAN	680K	--	679K	671K
	10:30		Building Permits MOM%	JAN	1,30%	--	-0,10%	--
	11:45		Bloomberg Consumer Comfort	12-feb	-42	--	-41,7	--
	11:45		Bloomberg Economic Expectations	FEB	--	--	-19	--
	12:00		Mortgage Delinquencies	4Q	--	--	7,99%	--
	12:00		MBA Mortgage Foreclosures	4Q	--	--	4,43%	--
	12:00		Philadelphia Fed.	FEB	9	--	7,3	--
	Febrero 17 Viernes	10:30		Consumer Price Index (MoM)	JAN	0,30%	--	0,00%
10:30			CPI Ex Food & Energy (MoM)	JAN	0,20%	--	0,10%	--
10:30			Consumer Price Index (YoY)	JAN	2,80%	--	3,00%	--
10:30			CPI Ex Food & Energy (YoY)	JAN	2,20%	--	2,20%	--
10:30			Consumer Price Index NSA	JAN	226,573	--	225,672	--
10:30			CPI Core Index SA	JAN	--	--	227,166	227,188
12:00			Leading Indicators	JAN	0,50%	--	0,40%	--
Febrero 21 Martes	10:30		Chicago Fed Nat Activity Index	JAN	0,22	--	0,17	--
Febrero 22 Miércoles	9:00		MBA Mortgage Applications	17-feb	--	-4,50%	-1,00%	--
	23:00		Revisions: Existing Home Sales					
	12:00		Existing Home Sales	JAN	4.66M	--	4.61M	--
	12:00		Existing Home Sales MoM	JAN	1,10%	--	5,00%	--
Febrero 23 Jueves	10:30		Initial Jobless Claims	18-feb	--	--	--	--
	10:30		Continuing Claims	11-feb	--	--	--	--
	11:45		Bloomberg Consumer Comfort	19-feb	--	--	--	--
	12:00		House Price Purchase Index QoQ	4Q	--	--	0,20%	--
	12:00		House Price Index MoM	DEC	--	--	1,00%	--
	13:00		Kansas City Fed Manf. Activity	FEB	--	--	7	--

	10:30		Personal Consumption	4Q A	2,40%	2,00%	1,70%	--
	10:30		GDP Price Index	4Q A	1,90%	0,40%	2,60%	--
	10:30		Core PCE QoQ	4Q A	0,90%	1,10%	2,10%	--
	11:55		U. of Michigan Confidence	JAN F	74	75	74	--
Febrero 24 Viernes	11:55		U. of Michigan Confidence	FEB F	--	--	--	--
	12:00		New Home Sales	JAN	--	--	307K	--
	12:00		New Home Sales MoM	JAN	--	--	-2,20%	--
Febrero 27 Lunes	12:00		Employment Cost Index	4Q	0,40%	--	0,30%	--
	12:00		S&P/CaseShiller Home Price Ind	NOV	--	--	140,3	--
	12:30		S&P/CS 20 City MoM% SA	NOV	-0,50%	--	-0,62%	--
Febrero 28 Martes	10:30		Durable Goods Orders	JAN	--	--	3,00%	--
	10:30		Durables Ex Transportation	JAN	--	--	2,10%	--
	10:30		Cap Goods Orders Nondef Ex Air	JAN	--	--	2,90%	--
	10:30		Cap Goods Ship Nondef Ex Air	JAN	--	--	2,90%	--
	11:00		S&P/CaseShiller Home Price Ind	DEC	--	--	138,49	--
	11:00		S&P/CS 20 City MoM% SA	DEC	--	--	-0,70%	--
	11:00		S&P/CS Composite-20 YoY	DEC	--	--	-3,67%	--
	11:00		S&P/Case-Shiller US HPI	4Q	--	--	130,39	--
	11:00		S&P/Case-Shiller US HPI YOY%	4Q	--	--	-3,90%	--
	12:00		Consumer Confidence	FEB	--	--	61,1	--
	12:00		Richmond Fed Manufact. Index	FEB	--	--	12	--